

# BRAIN TEASERS:

## Photo Puzzles



**Cut out photographs to resemble puzzle pieces and see if anyone can put the picture back together!**

### Materials you can use:

Photo print-out (or clipped magazine photo)

Cardboard

Scissors





Pencil

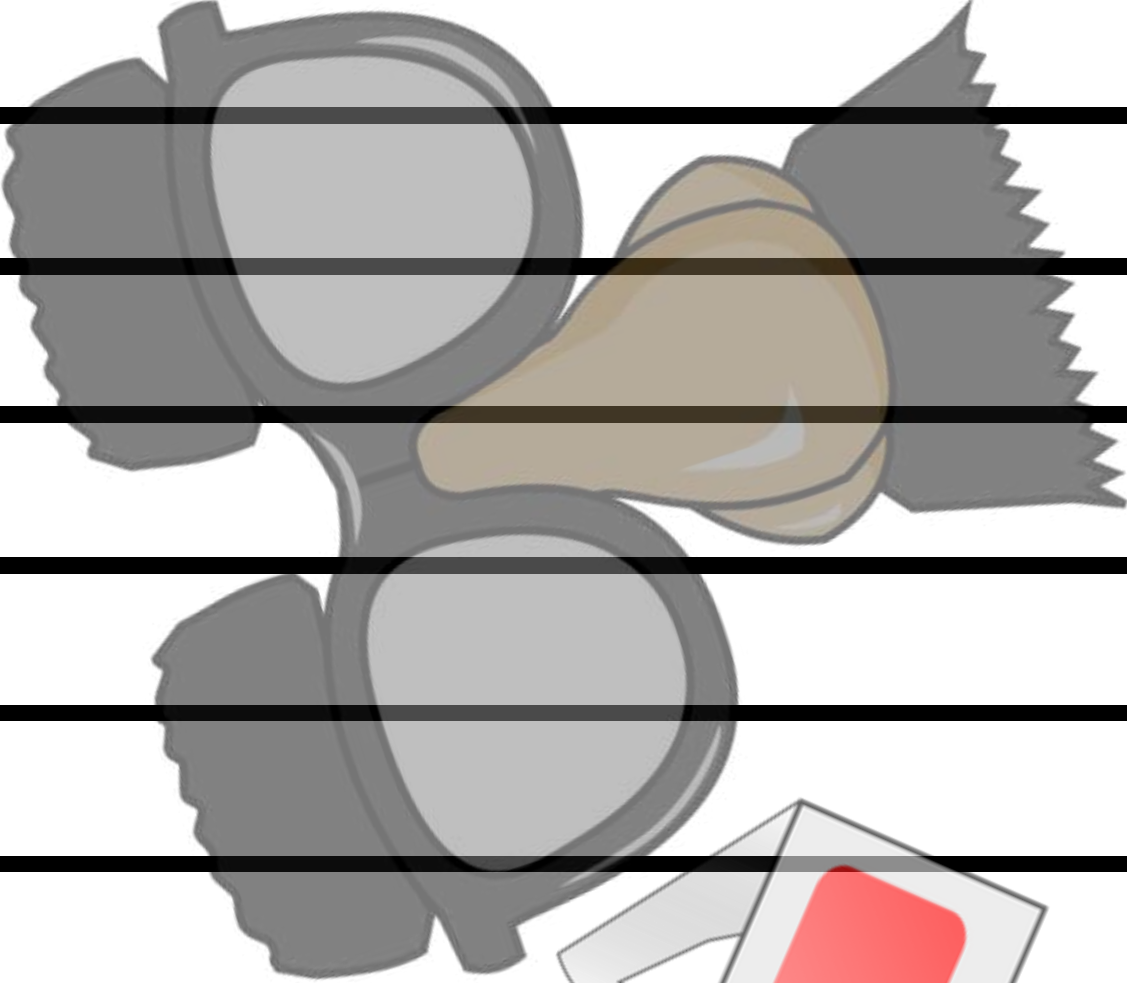
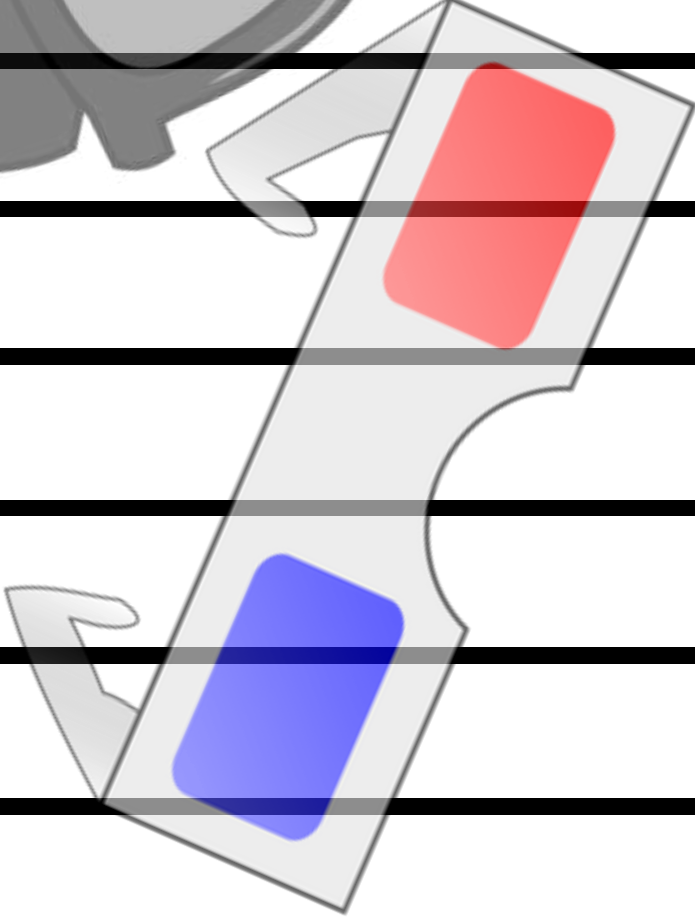
Pen or marker



### Instructions:

1. Print out a copy of a digital photograph (yours or another you find on the web)—or use a clipped photograph from a magazine.
2. Use glue to paste the photograph to a piece of cardboard (like a box flap) or cardstock.
3. Using a pencil, draw lines on the photograph in the shape of puzzle pieces, making sure the pieces will fit together. Once you get the puzzle lines the way you want them, go over the lines with a pen or marker so that you can see your cut lines.
4. Cut your photo puzzle pieces out and see if someone can guess what the photo is before they put all of the pieces back together!
5. To make it extra fun, cut several photos into puzzle pieces and mix them up—now you'll really have to use your detective skills to find what pieces go with what photo!
6. You can glue a photo to the other side of the cardboard to make it more difficult as well.

	1
	2
	3
	4
	5
	6
	7
	8
	9
	10
	11
	12

	1
	2
	3
	4
	5
	6
	7
	8
	9
	10
	11
	12

	1
	2
	3
	4
	5
	6
	7
	8
	9
	10
	11
	12

