

SEARCH AND FIND:

Secret Agent Eye Spy



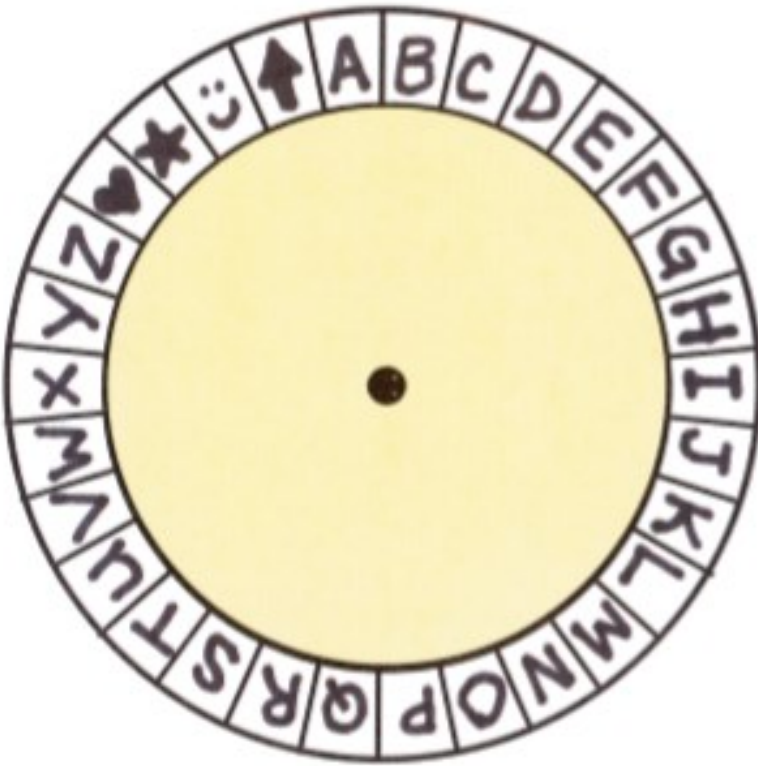
Play a code version of eye spy. No one can say a word!

EASY: Write one word for a clue. Other person writes guess and you respond with yes/no or a second clue word. Swap roles when mystery item is discovered.

MEDIUM: Give one word written clues using a simple alphabet cypher that both sides share. You can make an alphabet decoder using the template on the next page. Make two so each team has one, then agree on how many spaces you are shifting the letters. (say A = __ and name the letter you are lining A up with.)

HARD: Give clues in an alphabet cypher, but don't tell the other person how many spaces you moved the letters. Can they figure out the clue and guess the item?





CUT OUT BOTH WHEELS.

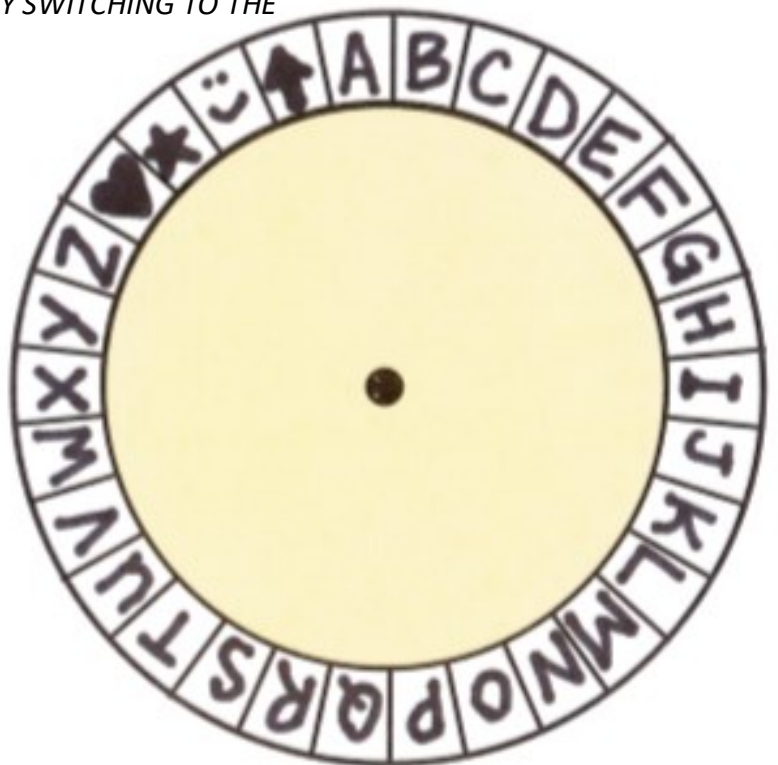
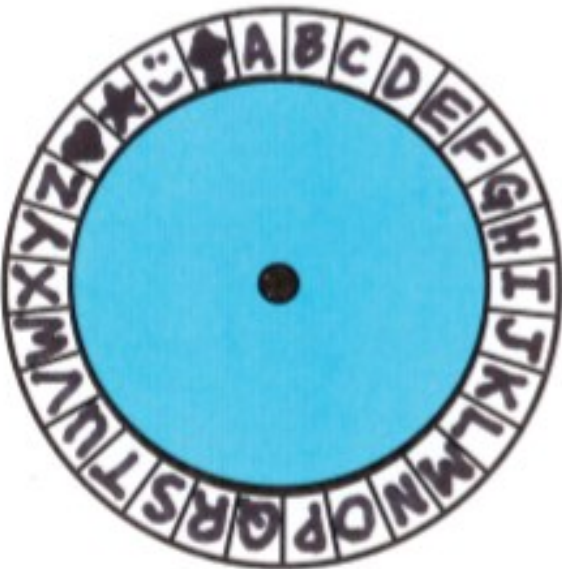
PUT THE SMALLER WHEEL ON TOP OF THE LARGER WHEEL.

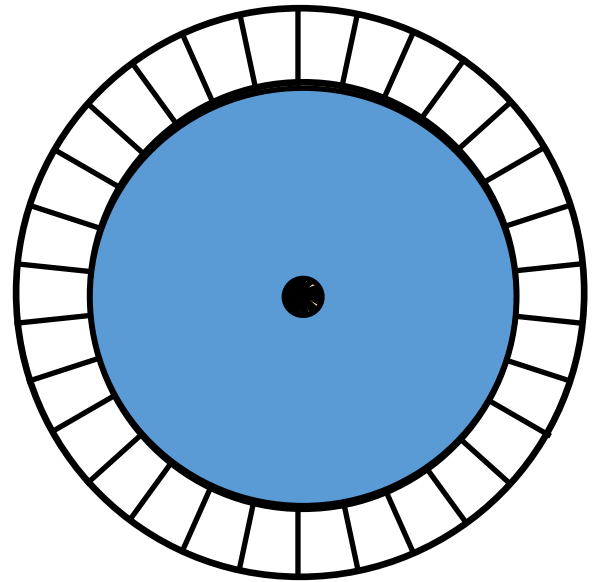
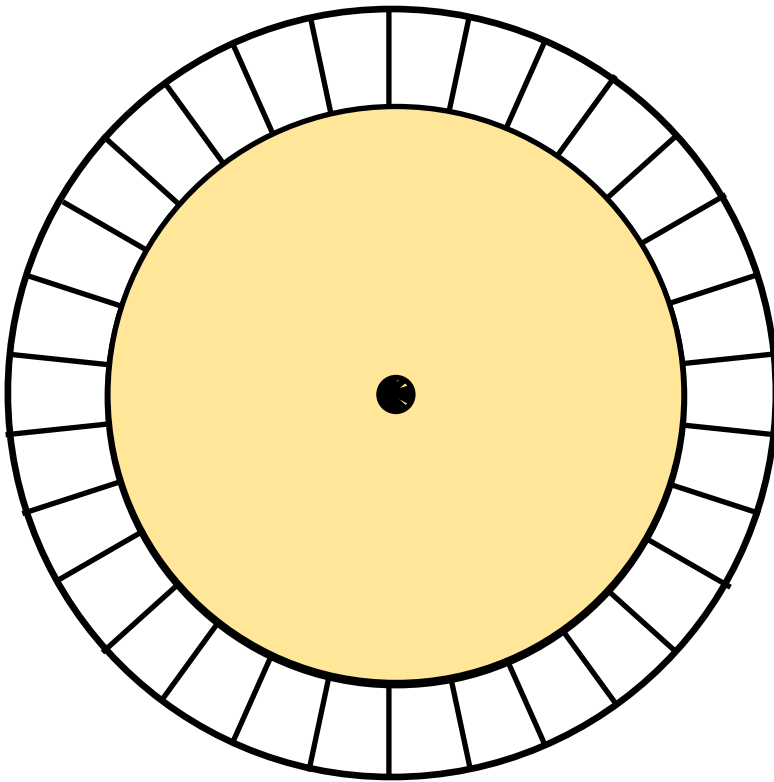
POKE A BRAD THROUGH CENTER DOT TO SECURE.

LINE UP THE LETTER A ON THE BIG CIRCLE WITH THE CODE LETTER YOU WANT TO REPRESENT A IN YOUR CODE. TELL YOUR PARTNER A = ____ SO THEY WILL KNOW HOW TO DECODE YOUR MESSAGE!



PROTIP: IF THE MESSAGE DOESN'T MAKE SENSE, TRY SWITCHING TO THE OPPOSITE DECODER RING.





Making up your own code is fun too!

INSTRUCTIONS:

Write the alphabet on the larger circle (+ 4 somethings for the extra spaces)

Make your own code using shapes, numbers, or symbols by filling in the smaller circle!

Keep in mind, if you and your friend are each using your own decoder, the decoders should match!

