



**Overall, in 2017 your East Baton Rouge Parish Library experienced an active year with highly engaged patrons**

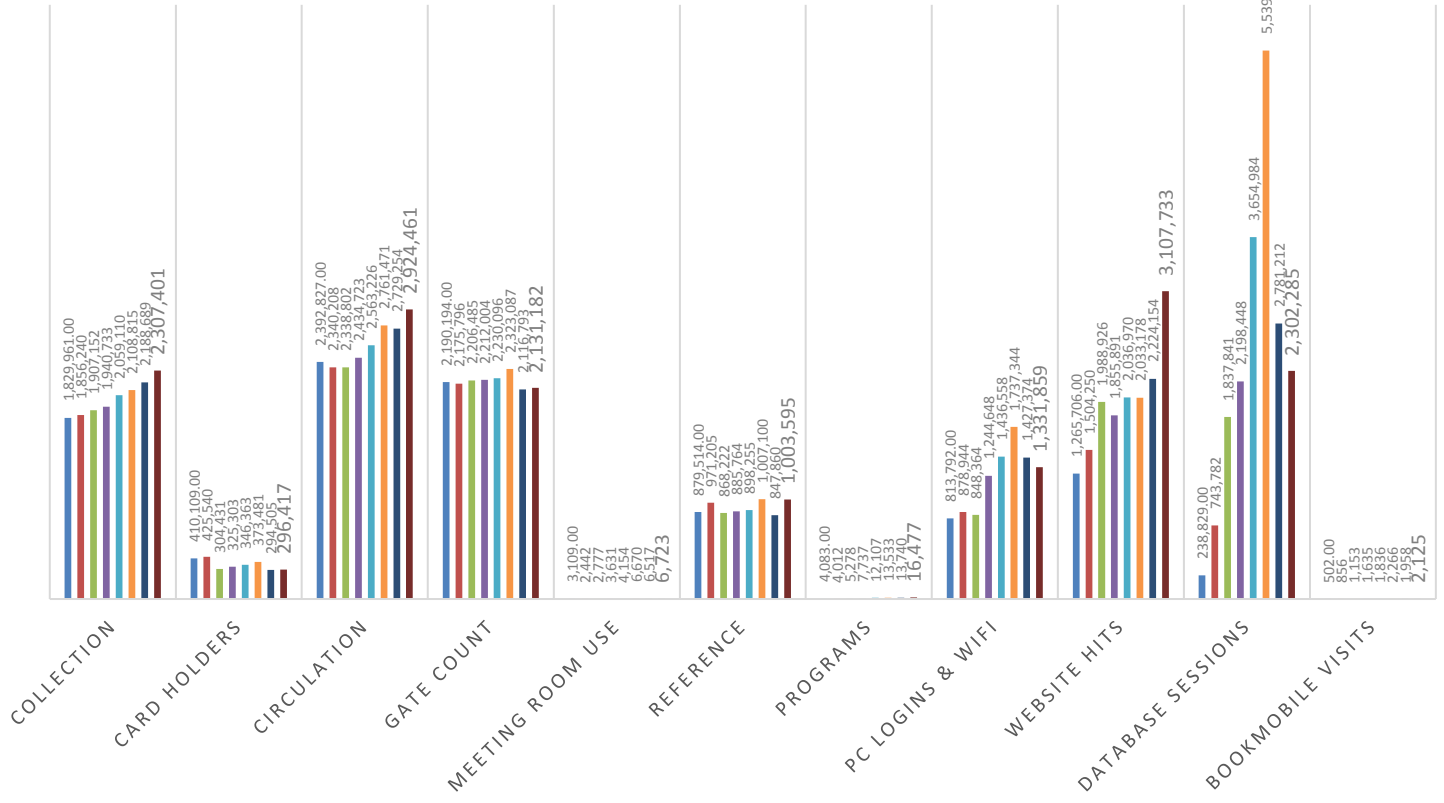
- The Library was named a Starred Library by *Library Journal's* "Index of Public Library Service" for the sixth year in a row.
- City Stats reported that the Library earned top ranking in terms of overall satisfaction for government agencies.
- Renovations were completed in the Children's and Adult Section of the Bluebonnet Regional Branch.
- The steel structure for the new River Center Branch was topped off in July.
- The Greenwell Springs Branch, which flooded during the Great Flood of 2016, reopened on March 3, 2017.
- Architects worked on designs to renovate Greenwell Spring Road Regional and Jones Creek Regional Branch libraries.
- The Library's collections continued to grow, with more than 2 million items. Major new additions to the collection included several distinct collections for the BR Room's Archive and special online resources such as *Gale Small Business Builder*, *Lexis Nexis Legal*, *Mergent Intellect*, and *Kanopy*. The Library was selected to pilot *The Digital Learn* project by PLA.
- 23,610 new library cards were issued in 2017. The registration database was purged of all cards older than 3 years, bringing the total active patron count to 296,417. VOLUMEN cards remain in use by local school children to access the Digital Library.
- In spite of continuing disruption due to the Great Flood of 2016, circulation remained steady at 2,924,461 items in 2017. Digital Circulation accounted for a large percentage of the growth. We piloted new Playaway Audiobooks at two locations.
- The gate count rose slightly to 2,131,182; we are still not at pre-flood levels for visits
- Library staff produced 16,477 Programming events and activities, with approximately 474,185 people participating. Highlights for the year: a year of programming and content creation related to the Baton Rouge Bicentennial; One Book One Community featured *Life on the Mississippi*; the 4<sup>th</sup> Annual BR Mini-Maker Faire® featured Food Network staff Jay Ducote; the 40<sup>th</sup> Annual Author Illustrator Program featured Rosemary Wells. A new cohort of children "graduated" from 1000 Books Before Kindergarten and a new partnership with Cradle to K was formed focusing on improving early literacy in the home.
- Reference/information questions slowly rose to normal levels and shifted focus from flood remediation to more usual inquiries.
- The Library began tagging the collection with RFID tags in preparation for new self-check units, gates, and sorting equipment.
- Meeting Room use recorded an estimated 91,554 in attendance with groups using public meeting rooms 6,723 times.
- Study Rooms at Main, Baker, Bluebonnet, Delmont Gardens and Fairwood, were used by more than 52,808 patrons.
- Outreach Service visits recorded 2,125 stops at pre-schools and day care centers, retirement centers, schools, and community events. A new bookmobile for senior centers was delivered in summer 2017; this vehicle replaces the aging ELF bookmobile.

**Key Indicators Reported for 2010 – 2017**

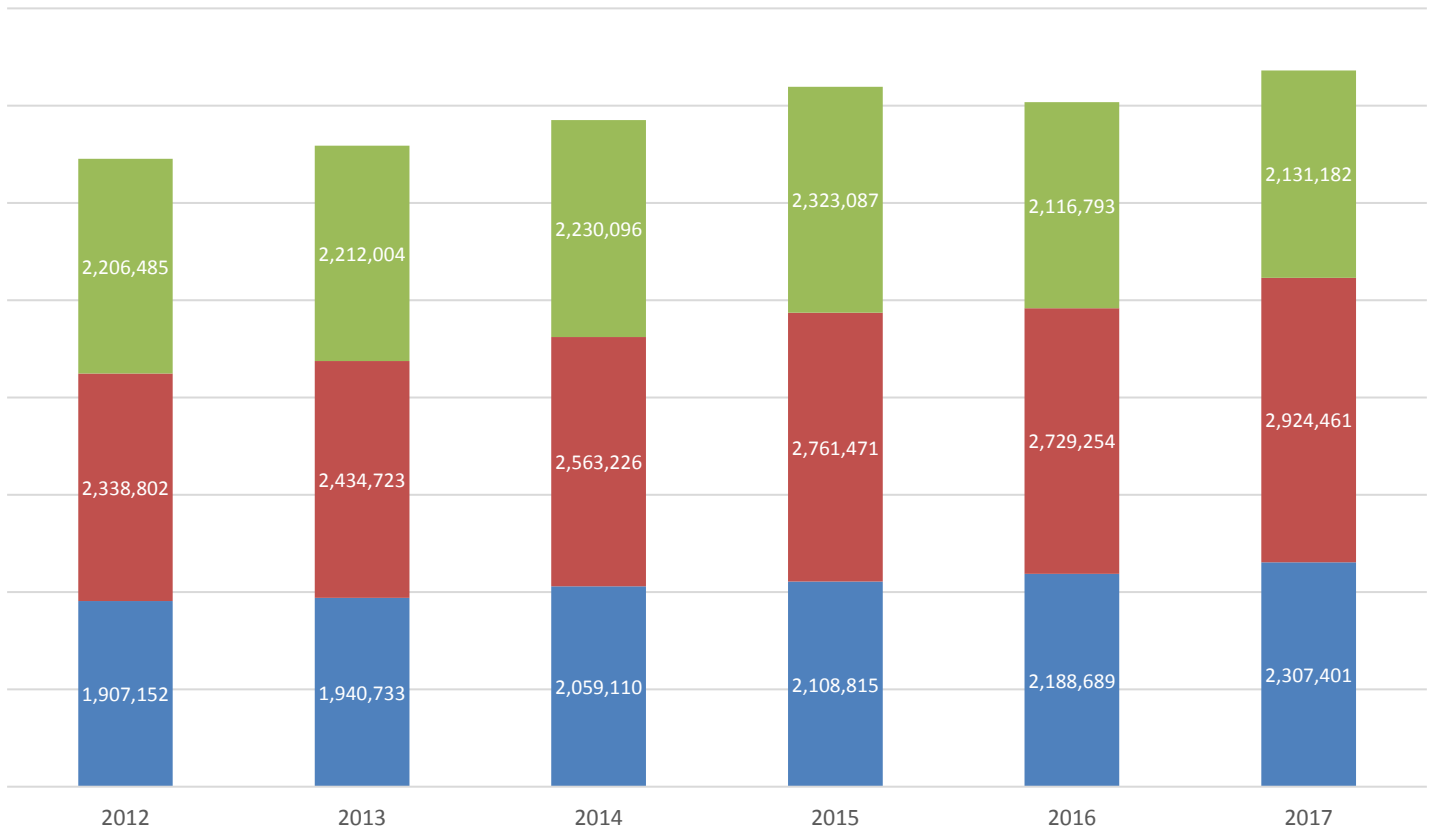
Output Measure	2010	2011	2012	2013	2014	2015	2016	2017
Collection	1,829,961	1,856,240	1,907,152	1,940,733	2,059,110	2,108,815	2,188,689	2,307,401
Card Holders	410,109	425,540	304,431	325,303	346,363	373,481	294,505	296,417
Circulation	2,392,827	2,340,208	2,338,802	2,434,723	2,563,226	2,761,471	2,729,254	2,924,461
Gate Count	2,190,194	2,175,796	2,206,485	2,212,004	2,230,096	2,323,087	2,116,793	2,131,182
Meeting Room Use	3,109	2,442	2,777	3,631	4,154	6,670	6,517	6,723
Reference/Information	879,514	971,205	868,222	885,764	898,255	1,007,100	847,860	1,003,595
Library Programs	4,083	4,012	5,278	7,737	12,107	13,533	13,740	16,477
PC Logins, AWE, Wi-Fi	813,792	878,944	848,364	1,244,648	1,436,558	1,737,344	1,427,374	1,331,859
Website Hits	1,265,706	1,504,250	1,988,926	1,855,891	2,036,970	2,033,178	2,224,154	3,107,733
Database Sessions	238,829	743,782	1,837,841	2,198,448	3,654,984	5,539,232	2,782,179	2,302,285
Bookmobile Visits	502	856	1,153	1,635	1,836	2,266	1,958	2,125

# 2017 OUTPUT MEASURES

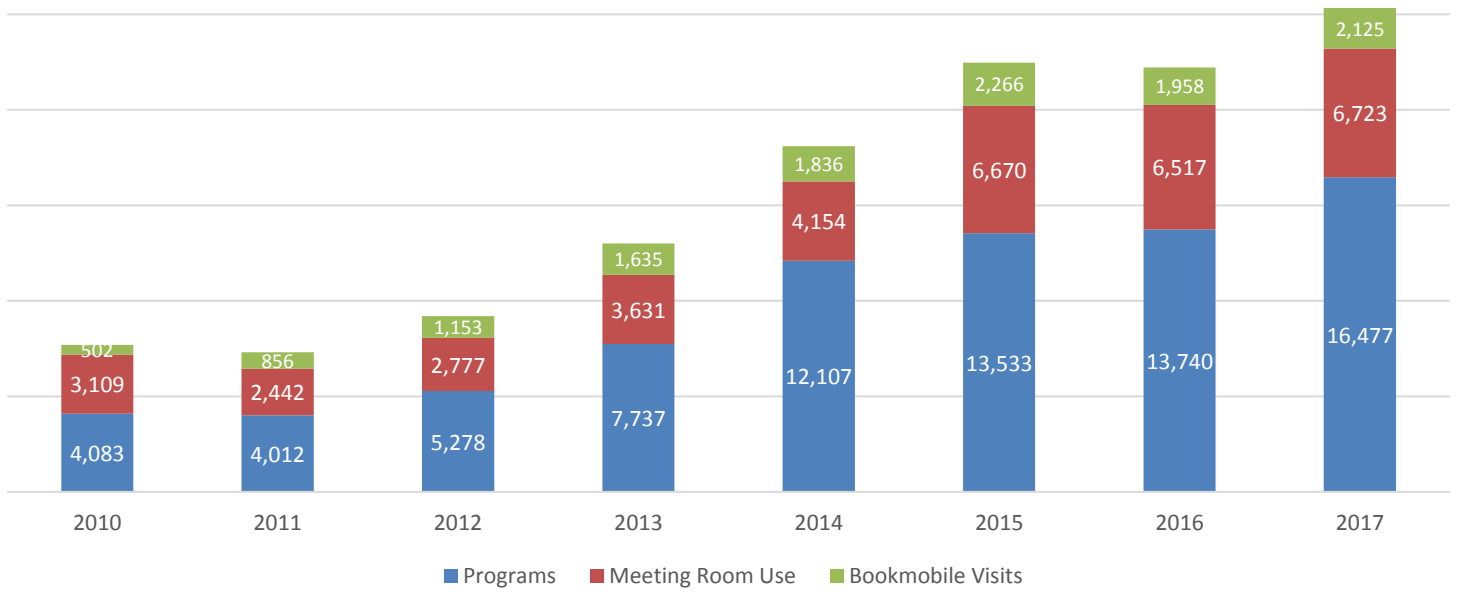
2010 2011 2012 2013 2014 2015 2016 2017



## 2017 Collection | Circulation | Gate Count



## 2017 Programs | Meeting Rooms | Bookmobile



## 2017 Card Holders | Reference Questions

